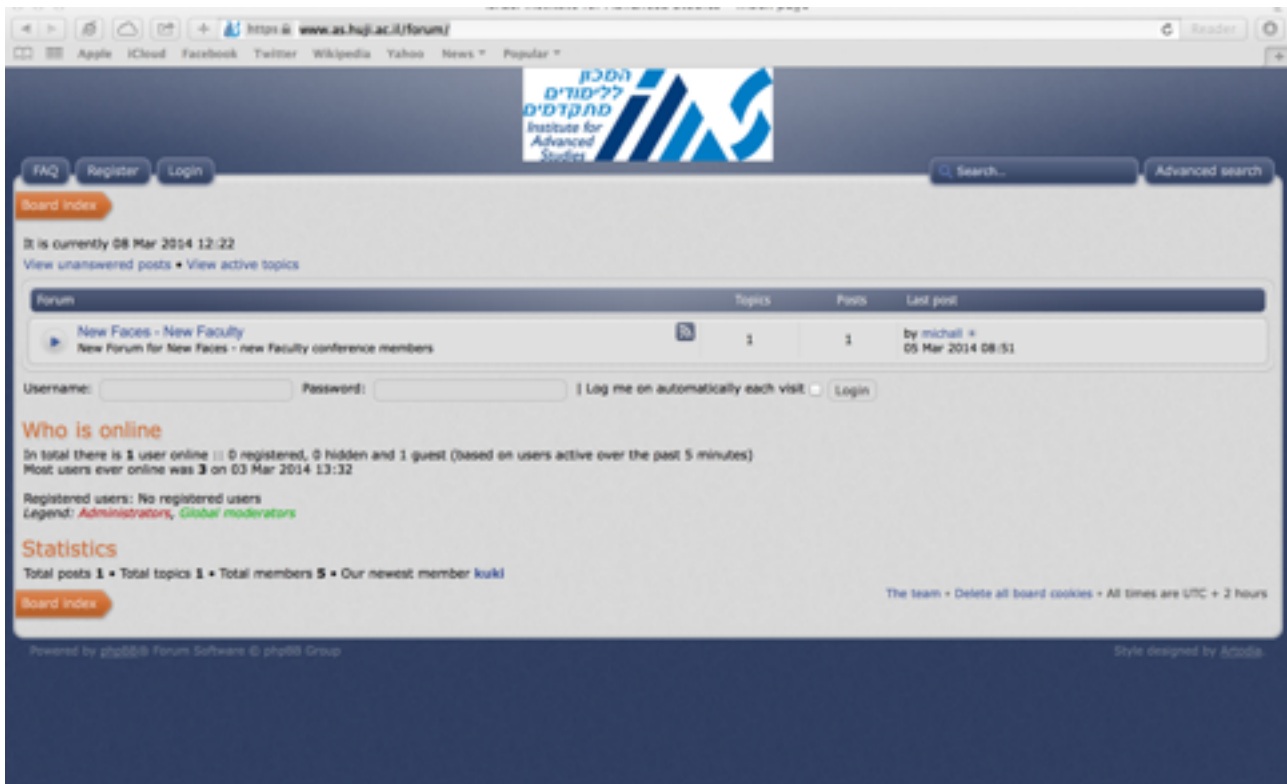
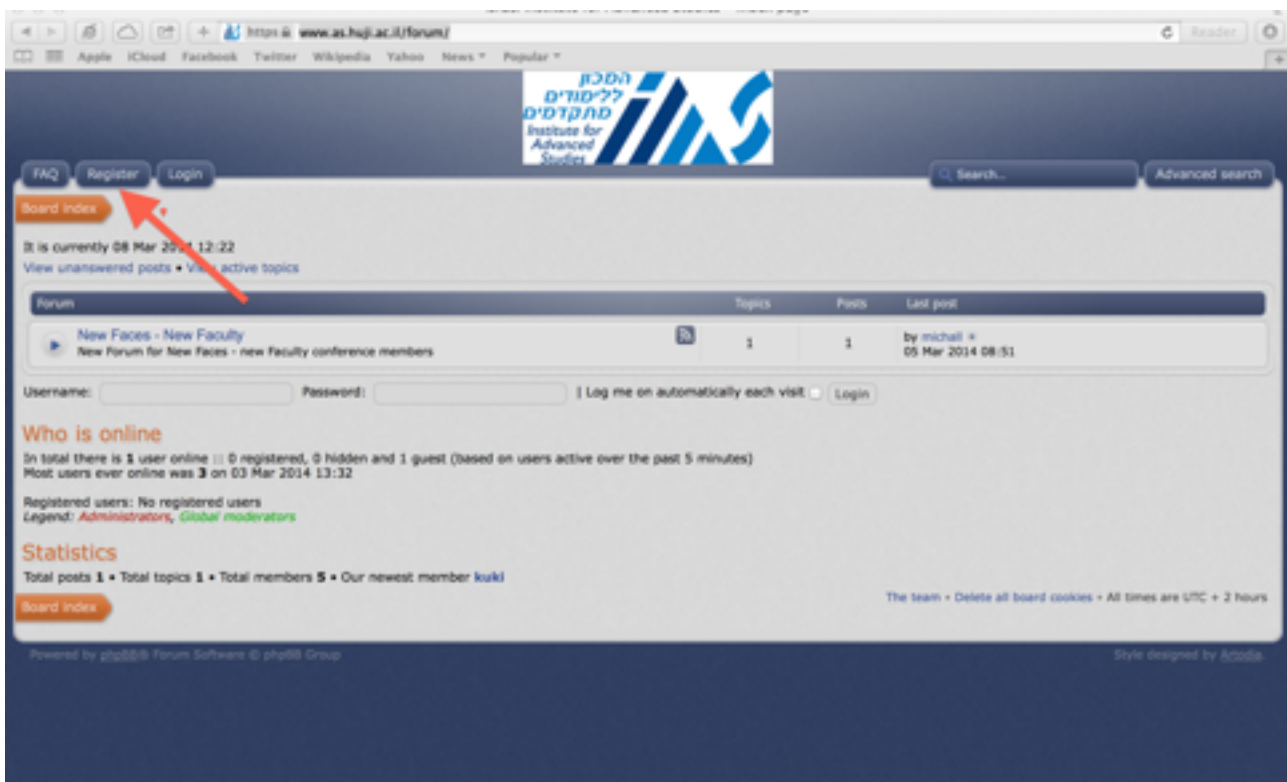


IIAS forum system , quick user guide

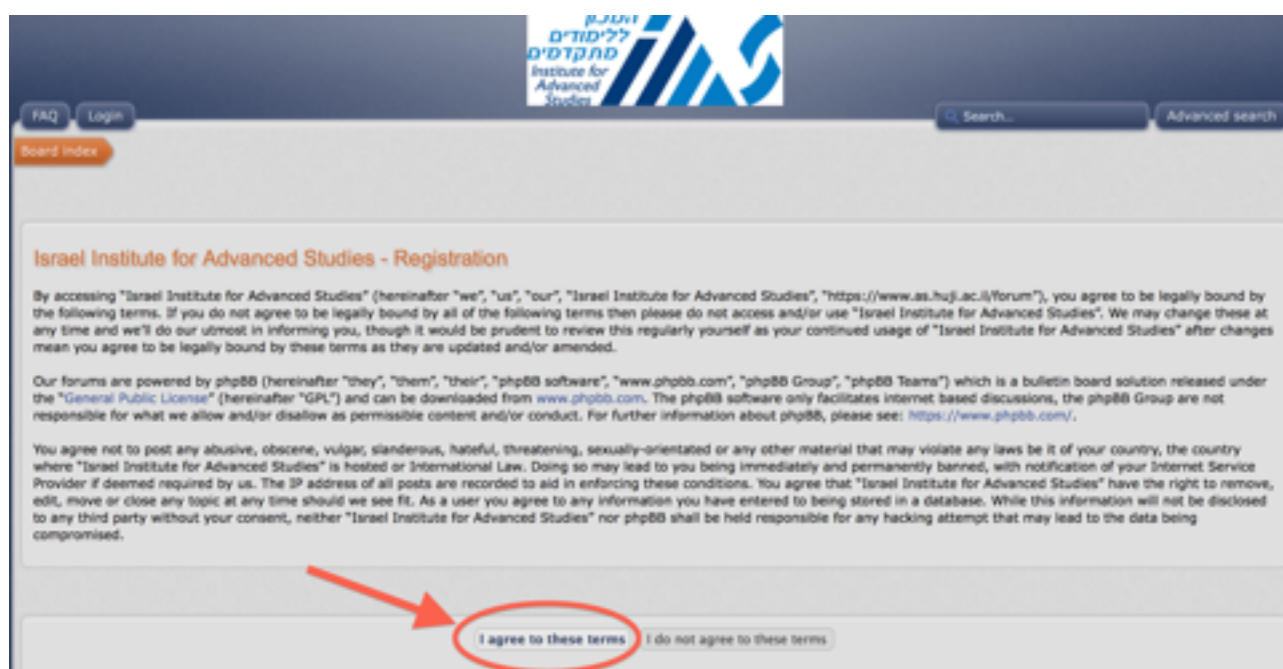
our forums system is accessible from this URL : <https://www.as.huji.ac.il/forum/>



in order to use you will need to register
click on the register button :



you will be navigate to this screen :



Israel Institute for Advanced Studies - Registration

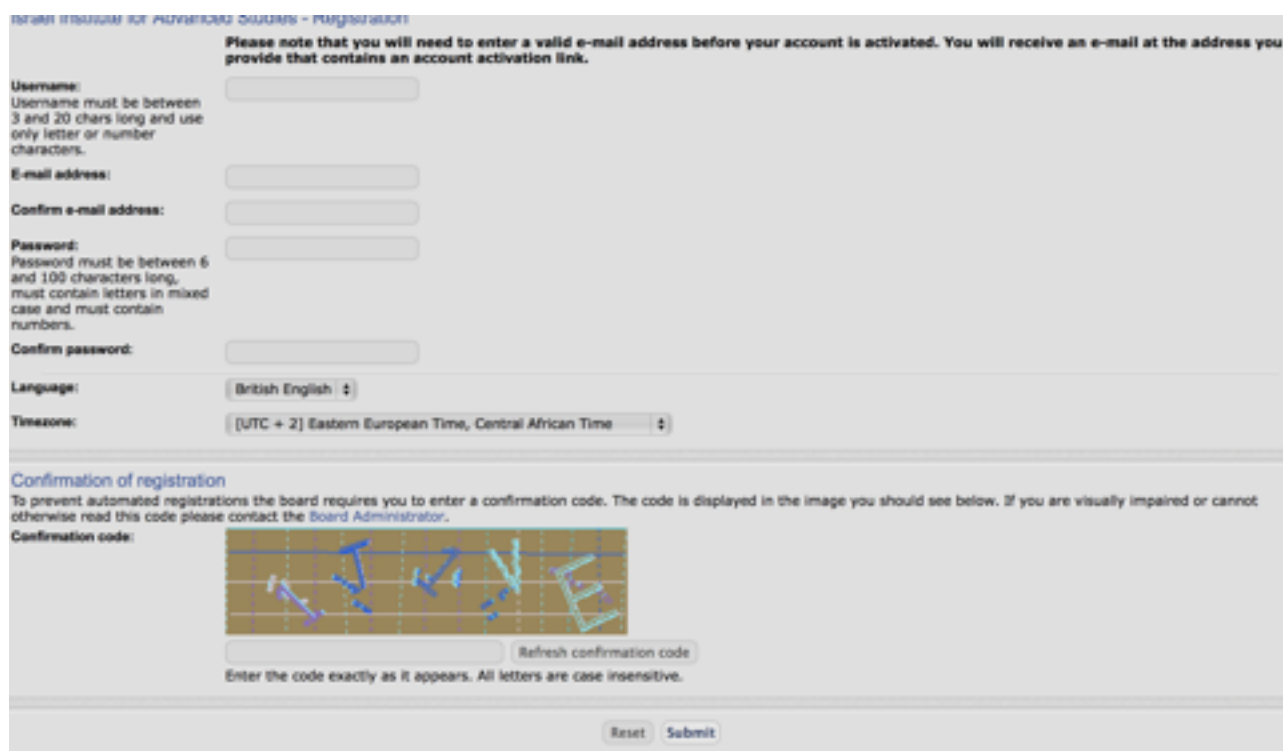
By accessing "Israel Institute for Advanced Studies" (hereinafter "we", "us", "our", "Israel Institute for Advanced Studies", "https://www.as.huji.ac.il/forum/"), you agree to be legally bound by the following terms. If you do not agree to be legally bound by all of the following terms then please do not access and/or use "Israel Institute for Advanced Studies". We may change these at any time and we'll do our utmost in informing you, though it would be prudent to review this regularly yourself as your continued usage of "Israel Institute for Advanced Studies" after changes mean you agree to be legally bound by these terms as they are updated and/or amended.

Our forums are powered by phpBB (hereinafter "they", "them", "their", "phpBB software", "www.phpbb.com", "phpBB Group", "phpBB Teams") which is a bulletin board solution released under the "General Public License" (hereinafter "GPL") and can be downloaded from www.phpbb.com. The phpBB software only facilitates internet based discussions, the phpBB Group are not responsible for what we allow and/or disallow as permissible content and/or conduct. For further information about phpBB, please see: <https://www.phpbb.com/>.

You agree not to post any abusive, obscene, vulgar, slanderous, hateful, threatening, sexually-orientated or any other material that may violate any laws be it of your country, the country where "Israel Institute for Advanced Studies" is hosted or International Law. Doing so may lead to you being immediately and permanently banned, with notification of your Internet Service Provider if deemed required by us. The IP address of all posts are recorded to aid in enforcing these conditions. You agree that "Israel Institute for Advanced Studies" have the right to remove, edit, move or close any topic at any time should we see fit. As a user you agree to any information you have entered to being stored in a database. While this information will not be disclosed to any third party without your consent, neither "Israel Institute for Advanced Studies" nor phpBB shall be held responsible for any hacking attempt that may lead to the data being compromised.

I agree to these terms I do not agree to these terms

click on the "agree " button and follow to the details screen



Israel Institute for Advanced Studies - Registration

Please note that you will need to enter a valid e-mail address before your account is activated. You will receive an e-mail at the address you provide that contains an account activation link.

Username:
Username must be between 3 and 20 chars long and use only letter or number characters.

E-mail address:

Confirm e-mail address:

Password:
Password must be between 6 and 100 characters long, must contain letters in mixed case and must contain numbers.

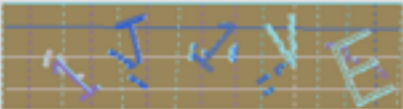
Confirm password:

Language:

Timezone:

Confirmation of registration

To prevent automated registrations the board requires you to enter a confirmation code. The code is displayed in the image you should see below. If you are visually impaired or cannot otherwise read this code please contact the Board Administrator.

Confirmation code: 

Refresh confirmation code

Enter the code exactly as it appears. All letters are case insensitive.

fill in your details and (name , e-mail address ,password of your choice ..) and click submit

you will soon get an e-mail message to the address you were registered with an activation link ,

you must follow that link in order to confirm your account.
then you will be able to login with your new username:

in the forum you'll see the list of forum topics , each one of them accommodate topic discussions , you may reply to an existing topic , or start a new discussion :

when entering an existing discussion:

The screenshot shows the top navigation bar with buttons for 'User Control Panel', 'FAQ', 'Members', and 'Logout [kuki]'. A red arrow points from the text 'Logout from here' to the 'Logout' button. Below the navigation bar, there is a 'Board index' button and a timestamp 'It is currently 08 Mar 2014 12:38'. A table lists forum topics with columns for 'Forum', 'Topics', 'Posts', and 'Last post'. A red arrow points from the text 'Enter the forum here' to the topic 'New Faces - New Faculty'. Below the table, there is a 'Who is online' section and a 'Statistics' section.

The screenshot shows a forum topic page titled 'Summary of the NEW Faces- NEW faculty'. The page includes a 'Post a reply' button, a search box, and a 'Quick Reply' button. A red arrow points from the text 'Click here (or there) in order to post a reply to that discussion' to the 'Quick Reply' button. Another red arrow points from the text 'Post a reply' to the 'Post a reply' button. The main content of the post is a summary of a workshop at the Israel Institute for Advanced Study (IIAS) on 6 February 2014.

The screenshot shows the 'Quick Reply' form. The subject is 'Re: Summary of the NEW Faces- NEW faculty'. There is a large text input area with a red arrow pointing to it and the text 'write here'. To the right of the input area is a 'submit here' label. Below the input area are 'Submit' and 'Full Editor' buttons. A 'Post a reply' button is visible at the bottom left.

Or if you want to start a new topic click here :

The screenshot shows the forum interface for 'New Faces - New Faculty'. At the top, there are navigation links: 'User Control Panel', 'FAQ', 'Members', and 'Logout [kuki]'. Below that, there are 'Board index' and 'New Faces - New Faculty' tabs. The main heading is 'New Faces - New Faculty'. There is a 'Post a new topic' button and a search bar. A table lists a topic: 'Summary of the NEW Faces- NEW faculty' by 'michall' on '05 Mar 2014 08:51' with 0 replies and 14 views. Below the table, there are sorting options: 'Display topics from previous: [All Topics] Sort by [Post time] [Descending] Go'. A red arrow points to the 'Post a new topic' button with the text 'Click here only if you want to start a new topic of discussion'. Other elements include 'Return to Board index', 'Mark topics read', 'Jump to:', 'Who is online', 'Forum permissions', and 'Board index' / 'Subscribe forum' buttons.

The screenshot shows the 'Post a new topic' form. It includes a 'Topic icon' selector, a 'Subject' input field, and a rich text editor with various formatting options like Bold, Italic, Underline, Quote, Code, List, List=, [*], Img, URL, Flash, Normal, and Font colour. A large text area contains the placeholder 'write here'. To the right, there is a 'Smilies' section with a grid of smiley icons and a list of BBCode options: 'BBCode is ON', '[img] is ON', '[flash] is ON', '[url] is ON', and 'Smilies are ON'. Below the text area are 'Save draft', 'Preview', and 'Submit' buttons. A red arrow points to the 'Submit' button with the text 'post here'. At the bottom, there are 'Options' for 'Disable BBCode', 'Disable smilies', 'Do not automatically parse URLs', 'Attach a signature (signatures can be altered via the UCP)', and 'Notify me when a reply is posted'. There are also radio buttons for 'Post topic as: Normal, Sticky, Announce, Global' and a 'Stick topic for: 0 Days' field with a note: 'Enter 0 or leave blank for a never ending Sticky/Announcement. Please note that this number is relative to the date of the post.'